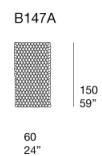





Materassino realizzato intrecciando a mano elementi in maglia tubolare mélangé.


Struttura: maglia tubolare Chain Outdoor, imbottitura in fibra di poliestere riciclata e biodegradabile.

Note: il prodotto può essere usato anche in ambienti interni.





CPE852805A + CPE852805B + CPE053585B



CPE034135 + CPE051805 + CPE054105 + CPE184105 + CPE350335,
CPE354135



CPE130305



CPE1418, CPR1803, CPE1815



CPE1815 + CPE1418 + CPE1815 + CPE1418



CPE2931 + CPE3129 + CPE596226 + CPE312859



CPE1937 + CPE203637 + CPE3719



CPE343637 + CPE3719 + CPE208334 + CPE3437



CPE0729



CPE208334 + CPE208317